



NYSTEACHS

NEW YORK STATE TECHNICAL AND EDUCATION
ASSISTANCE CENTER FOR HOMELESS STUDENTS

Exploring Publicly Available Data on Students Experiencing Homelessness

Presented by: New York State Technical and Education Assistance Center for Homeless Students (NYS-TEACHS)

Housekeeping: Using the Control Panel


SHOW/HIDE your control panel
using the orange arrow



HANDOUTS are available for
download from the control panel



Ask QUESTIONS by typing them into the
“Questions” box. Be sure to click “send.”



File View Help

- Audio

Telephone

Mic & Speakers

Dial: +1 (415) 655-0051

Access Code: 206-829-649

Audio PIN: 71

If you're already on the call, press #71# now.

[Problem dialing in?](#)

+ Handouts - 0

+ Questions

Webinar ID: 155-089-555

GoToWebinar

Evaluation & Recording

- An evaluation will pop up on your screen after you exit the session
- We're recording!



NYSTEACHS

NEW YORK STATE TECHNICAL AND EDUCATION
ASSISTANCE CENTER FOR HOMELESS STUDENTS

Exploring Publicly Available Data on Students Experiencing Homelessness

Presented by: New York State Technical and Education Assistance Center for Homeless Students (NYS-TEACHS)

About Us: NYS-TEACHS

- New York State Technical and Education Assistance Center for Homeless Students
- Funded by the New York State Education Department and housed at Advocates for Children of New York
- Provide technical assistance on homeless education issues. Our services include:
 - Infoline (800-388-2014)
 - Website (www.nysteachs.org)
 - Trainings
 - Outreach Materials



NYSTEACHS

NEW YORK STATE TECHNICAL AND EDUCATION
ASSISTANCE CENTER FOR HOMELESS STUDENTS

Poll

What is your role?

- A. McKinney-Vento Liaison
- B. Other School/District Staff
- C. Service Provider/ Advocate
- D. Other

Goals

Participants will:

- Learn **where to find publicly-available data** and data reports on student homelessness; and
- **Identify one way** that available data can be used to support students experiencing homelessness.

Agenda

Context and Best Practices for Using Data on Student Homelessness

Key Datasets on Student Homelessness in New York

Data Reports & Next Steps

How Can I Use Data to Inform My Work?


- **Raise awareness within a school or school district**
 - Alert teachers, administrators, and other staff to the prevalence of student homelessness
 - Promote trauma sensitivity and inclusivity
 - Bolster tools for identifying students in need of key supports
- **Create targeted and responsive programs**
 - Leverage school budgets and donations to build more comprehensive supports
 - Put resources behind needed services
 - NCHE's [Getting to Graduation](#) report outlines some key strategies for using data to build effective programs



How Can I Use Data to Inform My Work?

○ **Community awareness**

- Improve referrals and collaborations
- Communicate with local [Head Start programs about prioritizing students experiencing homelessness](#)
- Raise money and increase donations
- Increase visibility of programs/policies that work well or need improvement
- Influence community perspectives on homelessness



Webinar Scope in Context



Qualitative Data

- Expressed using words or language
- Anecdotes
- Surveys

Quantitative Data

- Expressed using numbers and values
- Attendance, Test scores, grades, etc

Data Accessed Through School / Protected

- Often includes personal information (protected by FERPA)
- More likely to be “real-time”

Publicly-Available Data

- Aggregate
- Summarizes past records

Process: Data Collected by Schools

- Data on *student homelessness* are collected by schools in student-level databases.
- Data flow to NYSED and US DOE.
- Student homelessness data are based on *McKinney-Vento definition* of homelessness.
 - Total counts typically reflect students identified as experiencing homelessness over the course of a school year (not point-in-time).
- For information on data collection, see [NYS-TEACHS' Data Collection Guide](#) and [NCHE's Data Collection Guide](#)

SIRS Data Collection Codes

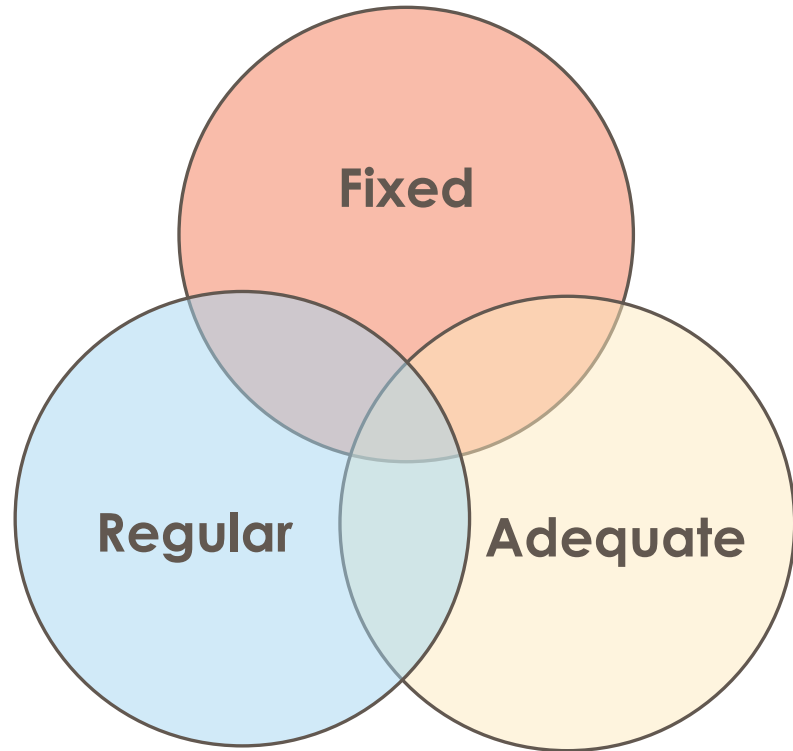
Program Service Code 8262
(Homeless Indicator)

Primary Nighttime Residence

Program Service Code 8272
(Unaccompanied Youth Status)

Program Service Code 0892
(Title I Set-Aside)

McKinney-Vento Definition of Homelessness




Includes:

- **Sharing the housing of others due to loss of housing, economic hardship or a similar reason**
- **Living in emergency or transitional shelters**
- Living in motels, hotels, trailer parks, camping grounds due to the lack of alternative adequate accommodations
- Abandoned in hospitals
- Living in a public or private place not designed for sleeping
- Living in cars, parks, abandoned buildings, substandard housing, bus or train stations, etc.
- Migratory living in circumstances described above


Supporting Students, Not Stereotypes

2020 Graduation Rates

64% of students who experienced homelessness graduated in 4 years



86% of students who did not experience homelessness graduated in 4 years



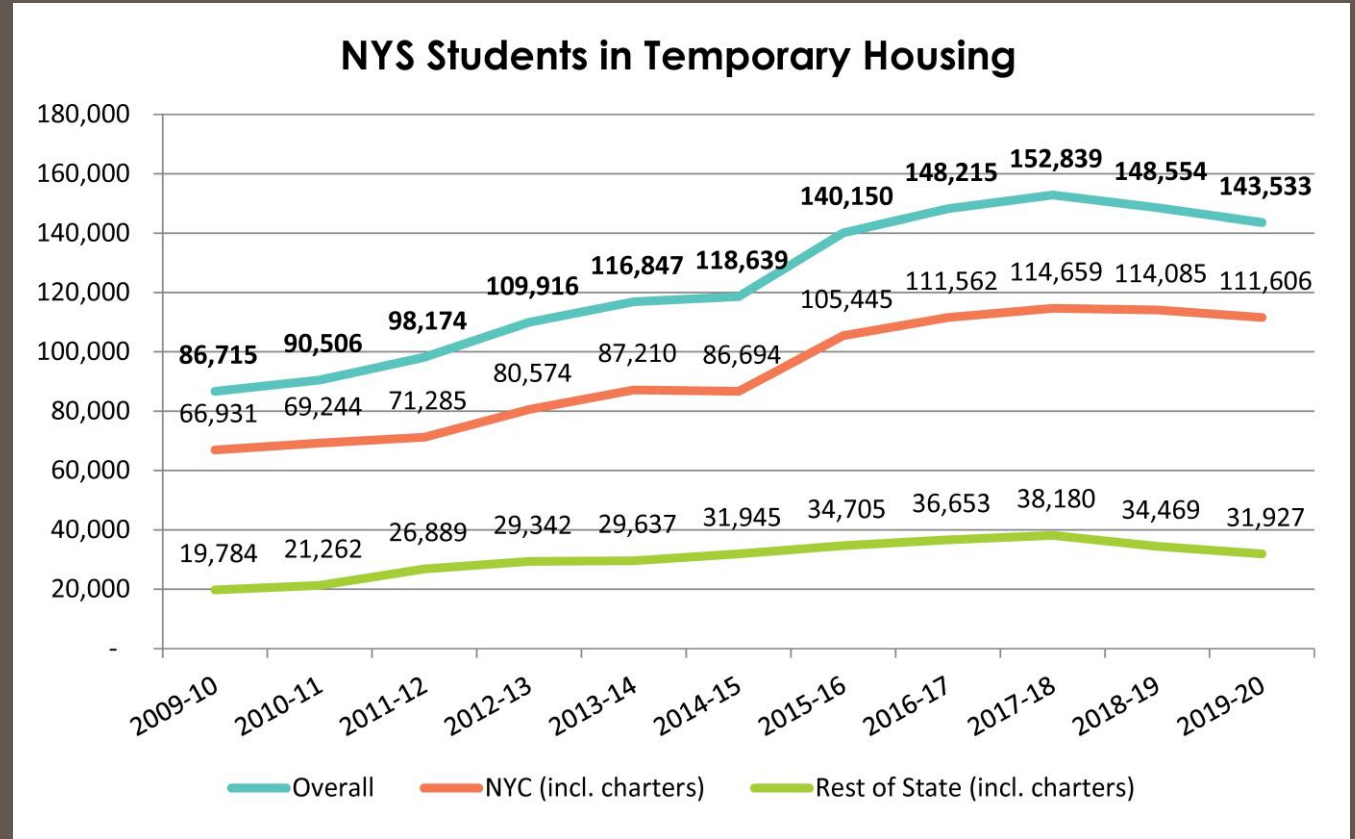
Agenda

Context and Best Practices for Using Data on Student Homelessness

 **Key Datasets** on Student Homelessness in New York

Data Reports & Next Steps

Students Experiencing Homelessness in New York State: Unduplicated Totals



Answer in the chat

Have you ever looked up your community's counts of students experiencing homelessness? Did you share with other stakeholders?

Unduplicated Data on Student Homelessness in New York State

Source: NYSED via SIRS

Research Questions

- How many students experienced homelessness last year in my community?
 - School district (or charter school)
 - County
 - BOCES region
- In my county, what is the breakdown of students experiencing homelessness by *grade*?
- In my county, what is the breakdown of students experiencing homelessness by *primary nighttime residence*?
- **Going further:** How can SIRS data, collected by schools, be used alongside data from HUD's [annual point-in-time counts of individuals experiencing homelessness](#)?

Student Homelessness & Poverty Data

District Name	District BEDS Code	Estimated Population 5-17 (Source: Census Bureau, 2019)	Estimated number of relevant children 5 to 17 years old in poverty who are related to the householder (Source: Census Bureau, 2019)	10% of Number of 5-17 year-olds in poverty (Column E x 0.1): Estimated Number of Children & Youth Who Experienced Homelessness in 2019-20	Number of Students Identified as Homeless, 2019-20 (Source: SIRS)	Possible Under-Identification. Column F - Column G. Stand-i value of "3" is used for all suppressed identification coun. N/A indicates that identifiat was at or above estimated va
1 Albany City School District	010100010000	10895	2897	290	609	N/A
3 Berne-Knox-Westerlo Central School District	010201040000	988	82	8	0	8
4 Bethlehem Central School District	010306060000	5067	220	22	s	19
5 Ravenna-Coeymans-Selkirk Central School District	010402060000	2035	203	20	32	N/A
6 Cohoes City School District	010500010000	1988	407	41	44	N/A
7 South Colonie Central School District	010601060000	5190	486	49	95	N/A
8 Menands Union Free School District	010615020000	380	60	6	7	N/A
9 North Colonie Central School District	010623060000	5593	345	35	72	N/A
10 Green Island Union Free School District	010701030000	304	68	7	7	N/A
11 Guilderland Central School District	010802060000	5178	260	26	19	7
12 Voorheesville Central School District	011003060000	1158	47	5	s	2
13 Watervliet City School District	011200010000	1473	328	33	39	N/A
14 Alfred-Almond Central School District	020101040000	575	117	12	0	12
15 Andover Central School District	020601040000	370	74	7	s	4
16 Genesee Valley Central School District	020702040000	596	143	14	s	11
17 Belfast Central School District	020801040000	352	111	11	0	11
18 Canaseraga Central School District	021102040000	256	55	6	s	3
19 Friendship Central School District	021601040000	364	105	11	0	11
20 Fillmore Central School District	022001040000	772	218	22	0	22

Student Homelessness & Poverty Data

Sources: NYSED via SIRS

U.S. Census Bureau SAIPE
Data

Research Questions

- Did my school district possibly under-identify students experiencing homelessness?
 - If so, how can we expand awareness in the district or community?
- **Going further:** If I work at a charter school, what data do I have on students living in poverty?
 - Can I estimate the number of students experiencing homelessness based on this value or the rate of homelessness in the underlying district?

NYSED: Graduation Rates

- Statewide
- By District

GRADUATION RATE																	
Subgroup	Total	GRAD RATE		REGENTS WITH ADVANCED DESIGNATION		REGENTS DIPLOMA		LOCAL DIPLOMA		NON DIPLOMA CRED		STILL ENROLLED		GED TRANSFER		DROPOUT	
		#	%	#	%	#	%	#	%	#	%	#	%	#	%	#	%
All Students	208,436	176,846	85%	80,684	39%	90,457	43%	5,705	3%	1,115	1%	18,295	9%	1,541	1%	10,535	5%
Female	101,307	89,798	89%	44,150	44%	43,194	43%	2,454	2%	384	0%	6,579	6%	608	1%	3,889	4%
Male	107,129	87,048	81%	36,534	34%	47,263	44%	3,251	3%	731	1%	11,716	11%	933	1%	6,646	6%
Multiracial	3,603	3,019	84%	1,288	36%	1,604	45%	127	4%	25	1%	341	9%	22	1%	194	5%
American Indian or Alaska Native	1,404	1,079	77%	371	26%	662	47%	46	3%	22	2%	143	10%	16	1%	143	10%
Asian or Native Hawaiian/Other Pacific Islander	20,136	18,343	91%	12,369	61%	5,868	29%	106	1%	51	0%	1,053	5%	88	0%	599	3%
White	92,962	84,545	91%	46,963	51%	34,683	37%	2,899	3%	592	1%	4,338	5%	446	0%	2,987	3%
Black or African American	36,347	28,408	78%	6,762	19%	20,362	56%	1,284	4%	205	1%	5,125	14%	402	1%	2,184	6%
Hispanic or Latino	53,984	41,452	77%	12,931	24%	27,278	51%	1,243	2%	220	0%	7,295	14%	567	1%	4,428	8%
General-Education Students	173,209	154,938	89%	78,707	45%	75,084	43%	1,147	1%	29	0%	9,395	5%	1,117	1%	7,653	4%
Help with	35,227	21,908	62%	1,977	6%	15,373	44%	4,558	13%	1,086	3%	8,900	25%	424	1%	2,882	8%

Filters, in addition to housing status:

- Gender
- Race/Ethnicity
- Needs/Resource Capacity Category (Statewide)

NYSED Data Site Questions

Source: NYSED

Research Questions

- How does the graduation rate for students who experienced homelessness in my district compare to the graduation rate for non-homeless students?
- What types of diplomas are students receiving?
- How many students transferred to GED programs?
- How many students dropped out?
- How does the graduation rate for students who experienced homelessness compare to students who are economically disadvantaged?
- How do graduation rates compare for various student demographics, such as race and gender?

NYSED: Report Card Database

Available in the Downloads section of NYSED's Data Site

Includes, by housing status:

- Elementary ELA, Math Tests
- Regents Exams
- NYSESLAT (English Language Proficiency)

Pathways Database (12.1 megabytes)

This database contains graduation pathway data for the state as well as by county, public school and charter school. Pathway data is included for the current four-year June and August, and six-year June and August.

Advanced Placement (AP) and International Baccalaureate (IB) Database

This database contains counts of AP and IB assessments by student subgroup and an AP and IB course researcher file by student subgroup. School district, state, and national aggregations are included.

3-8 Assessment Database (73.09 megabytes)

This database contains assessment data for grades 3-8 on ELA and Math at the school district, and school level broken down by various subgroups.

Report Card Database (317.96 megabytes)

This database contains annual assessment, accountability, expenditures per pupil, state as well as by county, Need to Resource Capacity group, district, public school, and charter school.

Student and Educator Database (5.13 megabytes)

This database contains free and reduced-price lunch, average class size, student teacher attendance, and teacher turnover data.

Data Collected & Reported by U.S. DOE

- EdDataExpress Tool

McKinney-Vento Act 2017-2018 NEW YORK

RESET FILTERS

Displaying 1 - 10 of 6847

ol ID	Data Group ID	Data Description	Value	NUMVALID	Academic Subject	Category
	655	Homeless Students Enrolled	S	NA		All Students
	655	Homeless Students Enrolled	S	NA		Doubled-up
	655	Homeless Students Enrolled	35	NA		All Students
	655	Homeless Students Enrolled	7	NA		Shelters, transitional housing, or awaiting foster care
	655	Homeless Students Enrolled	28	NA		Doubled-up
	655	Homeless Students Enrolled	9	NA		Children with one or more disabilities (IDEA)
	655	Homeless Students Enrolled	S	NA		Migratory students

Data Collected & Reported by U.S. DOE

Source: US DOE (collected via *EdFacts*)

Note: LEA-level data are *duplicated* at the state level, meaning that a student who experienced homelessness in multiple districts may be counted in the file under multiple districts.

Research Questions

- In my community, how many students experiencing homelessness are:
 - Homeless unaccompanied youth
 - Migratory students
 - English learners
 - Children with one or more disabilities

New York City-Specific Data

Students in Temporary Housing Reports

Published by: NYC Department of Education

Includes, by School:

- # of Students in Temporary Housing (STH) – Total
- # of STH residing in shelter – Including DHS and non-DHS shelters
- # of doubled-up students

Citywide:

- MetroCards and Busing
- Attendance Rate

Demographic Data, Including Housing Status

Published by: New York City Council

Scroll to very bottom of the page for spreadsheet

Includes, by District and by School:

- # of Students in Temporary Housing (STH) – Total
- # of STH by grade
- # of STH by race and ethnicity
- # of STH by gender
- ELA and Math test scores by housing status



Poll

How might a new liaison use publicly-available data to support students experiencing homelessness?

Choose all that apply:

- A. Diagnose potential concerns with school's process for identifying students in temporary housing;
- B. Share information with local youth bureau about the number of identified unaccompanied youth in the region;
- C. Follow-up with students identified by the district to see what services they need.

Agenda

Context and Best Practices for Using Data on Student Homelessness

Key Datasets on Student Homelessness in New York

Data Reports & Next Steps



Poll

What are you most interested in exploring?

Choose all that apply:

- A. Identification and possible under-identification of students experiencing homelessness
- B. Demographics of students experiencing homelessness
- C. Outcomes (such as graduation rates) of students experiencing homelessness
- D. Other

Highlighted Data Reports and Sources



- [Student Homelessness: Lessons from the Youth Risk Behavior Survey](#) / Analyzed by SchoolHouse Connection
 - [Education Leads Home Campaign – Resources](#) / SchoolHouse Connection
 - [Youth Homelessness Reports and Tools](#) / Chapin Hall
 - [Indicators & Interventions: A practical manual for early warning systems](#) / Everyone Graduates Center
 - [Kids Count Data Center](#) includes many datasets on intersecting issues and reports on children and families / Annie E. Casey Foundation
 - [Research](#) related to childhood well-being / Child Trends Data Center (*Recommend searching “homeless”*)
 - [Reports](#) (many targeted to New York City) / Institute for Children, Poverty, and Homelessness (ICPH)
- ...and more tools and reports can be found [here](#).

Outreach Resources

- Liaisons are **responsible for posting *public notice*** about McKinney-Vento protections.
- SED-approved **posters and brochures available for free!**
 - Outreach materials should be posted in school buildings and registration offices, as well as community spaces.
- Check out our recently recorded [Outreach and Family Engagement](#) webinar & [accompanying PDF](#).

IS YOUR HOUSING UNCERTAIN?

DO YOU LIVE AT A TEMPORARY ADDRESS?

YOU HAVE IMPORTANT SCHOOL RIGHTS!

ARE YOU LIVING...

- With relatives, friends, or others because you lost your housing or because of economic hardship?
- In a shelter?
- In a motel or hotel because you have nowhere else to go?
- In inadequate housing?

THEN YOU MAY BE PROTECTED UNDER THE MCKINNEY-VENTO ACT!

Children and youth in temporary housing have the right to:

- stay in the same school, including pre-k, and get free transportation even if it is across district lines;
- immediately enroll in school without records (school records, medical records, vaccination records, proof of residency);
- get special education services immediately if the student has a current Individualized Education Program (IEP);
- participate fully in any school activities, including before- or after-school activities;
- get support services and help with things like school supplies through Title I;
- get free school meals without filling out an application;
- get help enrolling in pre-k, Head Start, other preschool programs, and Early Intervention; and
- get help preparing and applying for college.

Ask your McKinney-Vento liaison for help!

DID YOU KNOW?

Every school district must have a McKinney-Vento liaison to help students in temporary housing.

FOR HELP:

- McKinney-Vento Liaison

© 2014, updated 11/17. ©2014 by NYS-TEACHS for information at 800-388-2014 or visit www.nysteachs.org/faction

New York State Coordinator for Homeless Education
Melanie Faby
Email: melanie.faby@nysed.gov
Web: www.p12.nysed.gov/accountability/homeless

For more information, call
NYS-TEACHS 800-388-2014
www.nysteachs.org

NYS-TEACHS
NEW YORK STATE EDUCATION DIVISION

Next Steps

Attendees will:

- Identify research questions from this presentation that are particularly interesting or relevant to your work;
- Share 1-3 data points with colleagues or your community that highlight needed services and supports for students experiencing homelessness.

Statewide Data on Students Experiencing Homelessness: Summary

○ [NYS-TEACHS \(NYSED's Technical Assistance Center\)](#)

- Excel files with homeless identification data by LEA
- Comparison of homeless identification with poverty rates

○ [New York State Education Dept](#)

- Files with 3-8 grade test scores by homeless status
- Files with Regents Exam info by homeless status
- Files with NYSESLAT scores by homeless status
- Files with homeless students enrolled
- Files with graduation rates of students experiencing homelessness

An [overview of data collection and reporting of federal data](#) is published by the National Center for Homeless Education.

○ [U.S. Department of Education, EdFacts Data](#) See *EDFacts Data Files* toward bottom of the page)

- CSV files with data by LEA

○ [U.S. Department of Education, CSPR Reports](#)

- PDF files for each state

○ [U.S. Department of Education, Ed Data Express](#)

- Data tool/data visualization site
- State-Level and LEA-level data

NYS-TEACHS publishes a [guide to data collection for students experiencing homelessness](#).
NYSED's Information and Reporting Services Office publishes the official [SIRS manual](#).

NYS-TEACHS
Emily Kramer, Senior
Program Analyst

800-388-2014

Email: ekramer@afcnyc.org

Website: www.nysteachs.org



NYSTEACHS

NEW YORK STATE TECHNICAL AND EDUCATION
ASSISTANCE CENTER FOR HOMELESS STUDENTS